



## **Supporting Your Mobile Learning Initiative with MERLOT**

An overview of the issues and services that can help you accelerate your planning and implementation of your campus' mobile learning initiative.

Gerry Hanley

10/22/2012

Version 1.7

## What is Mobile Learning?

- Mobile Learning is online learning with mobile devices.

## What's different about Mobile Learning?

- Learning is embedded in the environment within which the person is living
- The student frequently chooses when and where they want to work on their learning activities
- The locus of control for the learning shifts from the instructor and institution to the student and their own devices
- The institution has to deliver its educational services across delivery platforms and devices

## What Are The Different Ways That Mobile Apps Support Mobile Learning?

- **Presentation of information:** The app typically provides programmed multimedia information through browse or search types of learner requests.
- **Programmed Interactions and transactions:** The app encodes more complex learner responses within tutorials, simulations, drill and practices, and other types of inquire-based or problem-based application.
- **Human Interactions:** The app can manage the synchronous and/or asynchronous communications between people via video, audio, text, and tactile/kinesthetic media.

## What Are The Different Types of Software Designs of Apps?

- **Web Browser Apps:** The icon for the app launches a web-browser that displays the webpage(s). The webpages may or may not include software code that will adjust the rendering of the webpage so it is sensitive to the rendering device. On the iPad, any website can be made into an app by simple “adding to home”; the iPad creates an icon based on a thumbnail image of the website.
- **Mobile Device Apps:** The icon for the app launches a specially designed software application that is specially designed for mobile devices and the user-interfaces are optimized for mobile devices. These apps may or may not require an internet connection to deliver its services.

## What Services Are Needed For Your Faculty to Successfully Implement Mobile Learning Strategies In Their Courses?


Faculty benefit from easy and reliable services:

- To find the high quality, educationally sound apps that align with their student learning objectives.
- To find colleagues who have developed expertise in mobile learning and who would be willing to share their expertise.
- To learn about the different pedagogical strategies and support services that enable successful use of mobile learning.
- To participate in communities of faculty and staff putting mobile learning strategies into practice.
- To publish their specific teaching strategies, observations, advice, and evaluation of impacts on student learning.

## Finding quality learning materials for mobile devices

- [www.merlot.org](http://www.merlot.org) is an “OER App Store” for web browser and mobile device apps that provides faculty a large collection of peer-reviewed, online educational resources.

### CREATING an iPad “LEARNING APP” from a website you find in MERLOT

1. Type [www.merlot.org](http://www.merlot.org) in your browser
2. Browse or search through MERLOT to find a learning material you would like to make a “learning app” that would be displayed on your iPad like other apps.
3. Touch the icon  that's right next to the Browser's textbox at the top of your screen.
4. Touch “Add to Home Screen” and your iPad will create an app icon on your iPad for the MERLOT learning material or webpage within MERLOT.org.






## Quick Sharing of Mobile Apps with QR Codes in MERLOT

All materials in MERLOT have a QR code. Once you find a learning material you want to share, simply scan the QR code and your mobile device will show you the website.


**Material Detail**[Become a Member](#) | [Log In](#)



---



**DNA from the Beginning**

SHARE   

---



**Location:** [Go to Material](#)   
or [Mirror Site](#)   
**Material Type:** [Simulation](#)  
**Technical Format:** Excel  
**Date Added to MERLOT:** April 11, 2000  
**Date Modified in MERLOT:** October 12, 2012  
[\[Report Broken Link For This Material\]](#)



---


**About this material:**  
[Peer Reviews](#) (1)avg:★★★★★  
[Comments](#) (42)avg:★★★★★  
[Learning Exercises](#) (9)  
[Personal Collections](#) (366)  
[Accessibility Info](#) (none)

---

**Add your own:**  
[Write a comment](#)  
[Create a learning exercise](#)  
[Add accessibility information](#)

---

**Add to a personal collection:**  

New personal collection 


Add

---

**Description:**  
**DNA from the Beginning** is an animated tutorial on DNA, genes and heredity. The science behind each concept is explained using animations related to DNA topics, an image gallery, video interviews, problems, biographies, and links related to DNA. There are three sections, Classical Genetics, Molecules of Genetics and Organization of Genetic Material. Key features are the clear explanations of classical experiments and the excellent photographs of researchers and their labs.  
  
For information and credits on the development of DNA from the Beginning, go to <http://www.dnafb.org/dnafb/credits.html>

---

**Keywords:**

[What's This?](#)

**QR CODE**

## Advanced Search for Materials Designed For Mobile Devices:

MERLOT has added “TYPE OF DELIVERY PLATFORM” to the information (metadata on Smart Phones, Tablets, LMS’s) we collect in the MERLOT library related to the learning materials.

- Go to <http://www.merlot.org/merlot/advSearchMaterials.htm> and choose the Smart Phone or Tablet that you are using as well as select the subject area of interest. MERLOT will provide you the list of materials that meet your criteria.

Home Communities Learning Materials Member Directory My Profile About Us

**Material Advanced Search** Welcome Gerry Hanley (Reviewer in Faculty Development) | [Log Out](#) [Advanced Search Tips](#)

Admin Search:  
[Active/Inactive:](#) Active Only

Find material by attributes:

Keywords: any words ☒ all words ☐ exact phrase

Title:

URL:

Description:

Community:

Subject Category: Science and Technology Biology Select a subcategory...

Language: Any

Material type: Any

Technical format: Any

Audience: Any

Find apps or websites that can run on your mobile device(s):

	Phone	Tablet	Other
iOS (Apple)	<input type="checkbox"/>	<input type="checkbox"/>	<input type="checkbox"/>
Android	<input type="checkbox"/>	<input type="checkbox"/>	<input type="checkbox"/>
Blackberry	<input type="checkbox"/>	<input type="checkbox"/>	<input type="checkbox"/>
Windows	<input type="checkbox"/>	<input type="checkbox"/>	<input type="checkbox"/>

## Finding colleagues with expertise in mobile learning

- **Search for Members with Expertise in Mobile Learning** MERLOT has over 100,000 registered members within its community and a number of our members have declared their expertise in mobile learning.
  - Go to <http://www.merlot.org> and type in **mobile+learning** in the search box at the top right hand corner of the webpage AND select “members” from the drop-down menu (under materials).



## **Personalize Your MERLOT Mobile Learning Library**

**When you become a member of MERLOT (It's Free and Easy),**

- You can create your own personal collection of resources about mobile learning and mobile apps.
- You can add your personal comments and evaluations of the mobile apps and resources to the MERLOT collection.
- You can add descriptions of how you are using the mobile apps or resources in teaching with MERLOT's online Learning Exercise form.

**Become a MERLOT member at**

**<http://www.merlot.org/merlot/join.htm>**

## Help Build the Mobile App Collection in MERLOT

MERLOT guides you through a step by step process for cataloging mobile apps that are useful in teaching and learning.

1. Log in/Join – IT's FREE
2. Fill in the form for contributing a material – start at the home page.

The screenshot shows the MERLOT website home page. At the top, there is a search bar with the text 'Search' and a dropdown menu set to 'materials'. Below the search bar is a navigation bar with links: Home, Communities, Learning Materials, Member Directory, My Profile, and About Us. A banner for CSU The California State University is visible. On the left, there is a 'Browse Collection' sidebar with categories like Arts, Business, Education, Humanities, Mathematics and Statistics, Science and Technology, Social Sciences, and Workforce Development. In the top right corner, there is a 'Logged In' section with a 'Logout' link and a 'Participate' button. The 'Participate' button is circled in red. Below the 'Participate' button, there is a form titled 'Contribute a Material' with fields for 'Title:', 'URL:', and a 'Next' button.

3. Check off the appropriate boxes for the app your cataloging.

### Mobile Device Compatibility:

	Phone	Tablet	Other
iOS (Apple)	<input type="checkbox"/>	<input type="checkbox"/>	<input type="checkbox"/>
Android	<input type="checkbox"/>	<input type="checkbox"/>	<input type="checkbox"/>
Blackberry	<input type="checkbox"/>	<input type="checkbox"/>	<input type="checkbox"/>
Windows	<input type="checkbox"/>	<input type="checkbox"/>	<input type="checkbox"/>

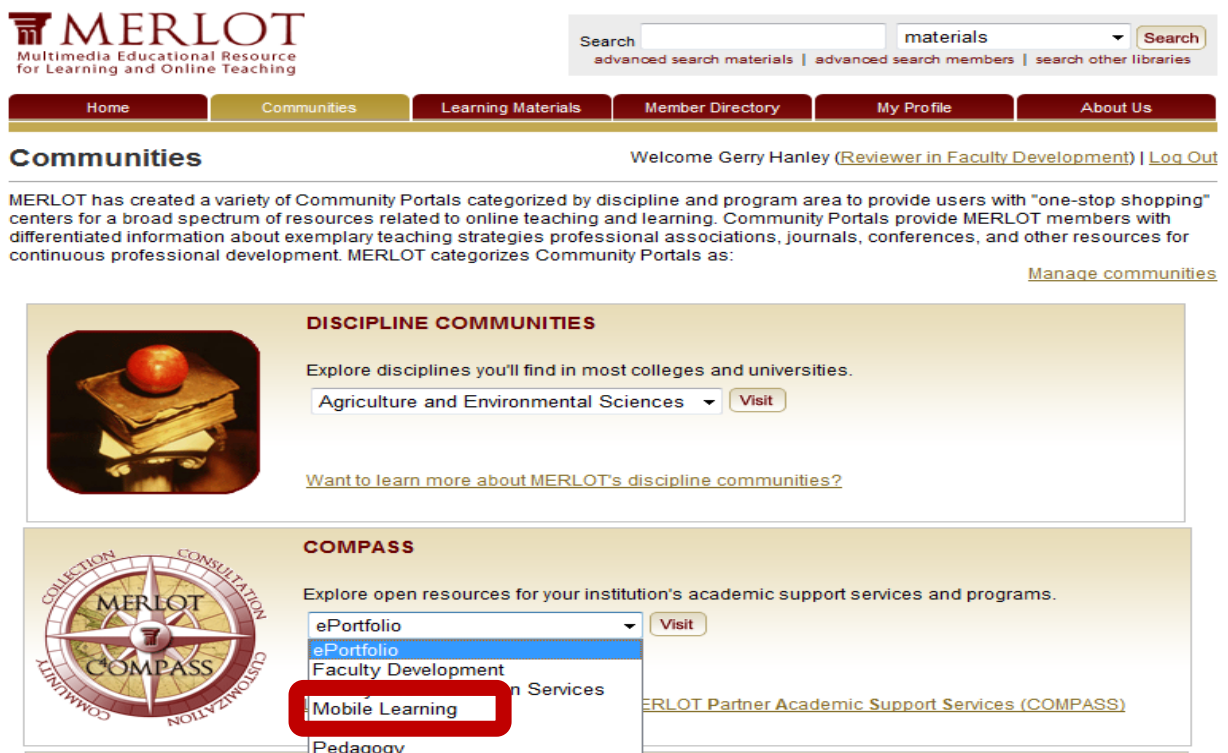


## Focusing on Mobile Learning: Institutional Strategies, Faculty Development Strategies, Other Resources, and Mobile Apps

MERLOT has a “Mobile Learning Portal” <http://mobilelearning.merlot.org> that provides you a focused collection of resources on

1. **Institutional strategies** for implementing mobile learning
2. **Faculty development strategies** for supporting the adoption of mobile learning pedagogies and tools
3. **Finding mobile apps** for use in teaching different disciplines that work on tablets and smart phones
4. **Other organizations and websites** that focus on mobile learning
5. **Showcasing an institution** that is implementing mobile learning

You can find the Mobile Learning Portal on the Communities Page on [www.merlot.org](http://www.merlot.org)



**MERLOT**  
Multimedia Educational Resource  
for Learning and Online Teaching

Search  materials   
advanced search materials | advanced search members | search other libraries

Home Communities Learning Materials Member Directory My Profile About Us

### Communities

Welcome Gerry Hanley (Reviewer in Faculty Development) | [Log Out](#)

MERLOT has created a variety of Community Portals categorized by discipline and program area to provide users with "one-stop shopping" centers for a broad spectrum of resources related to online teaching and learning. Community Portals provide MERLOT members with differentiated information about exemplary teaching strategies professional associations, journals, conferences, and other resources for continuous professional development. MERLOT categorizes Community Portals as:

[Manage communities](#)

#### DISCIPLINE COMMUNITIES

Explore disciplines you'll find in most colleges and universities.

Agriculture and Environmental Sciences

[Want to learn more about MERLOT's discipline communities?](#)

#### COMPASS

Explore open resources for your institution's academic support services and programs.

ePortfolio   
ePortfolio  
Faculty Development  
Mobile Learning  
Pedagogical Services

[MERLOT Partner Academic Support Services \(COMPASS\)](#)

## The Mobile Learning Portal makes it easy for you to:

1. Find mobile apps for teaching different disciplines
2. Find materials about mobile learning strategies
3. Find people who have special interests in mobile learning
4. Contribute mobile apps to the MERLOT library
5. Contribute materials about mobile learning to the MERLOT library



Search:

[advanced search materials](#) | [advanced search members](#) | [search other libraries](#)

MERLOT - Promoting and Enhancing Mobile Learning

[Visit Main MERLOT](#)

Welcome to MERLOT's Portal on Mobile Learning - with the tools, resources, and ideas you need to help develop, discover, and/or use mobile computing in your teaching and learning activities.

- [FIND mobile apps](#) that have educational uses in different disciplines
- [FIND information about mobile learning](#) strategies for institutions and individuals
- [LEARN how to leverage a wide range of MERLOT services](#) to support your mobile learning initiative or individual practices
- [USE MERLOT's Mobile Learning Flyer](#) to market these FREE service
- [USE "Teaching With Mobile Apps" template](#) with the FREE MERLOT Content Builder to capture and share your pedagogies for effectively using mobile apps in education. Begin with the [MERLOT Content Builder QUICK GUIDE](#) to get started.

MERLOT Mobile Apps are Here! MERLOT's own mobile apps are available for your iPads, iPhones, Android devices, and Blackberrys. [Learn more.](#)



The Tennessee Board of Regents – a Platinum Partner in MERLOT – is a national leader in mobile learning with their [Emerging Technologies and Mobilization Initiative](#). We are grateful to the Tennessee Board of Regents for their collaboration and support in establishing this portal and in discovering ways for putting educational innovations into practice.

**MOBILE LEARNING**

- [Find Mobile Apps for Teaching](#)
- [Find Materials about Mobile Learning](#)
- [Find Members in Mobile Learning](#)
- [Contribute Mobile Apps to MERLOT](#)
- [Contribute Materials about Mobile Learning](#)
- [Visit the Journal of Online Learning and Teaching \(JOLT\)](#)

If you have any questions, contact the [Editor](#) of the Mobile Learning Portal.

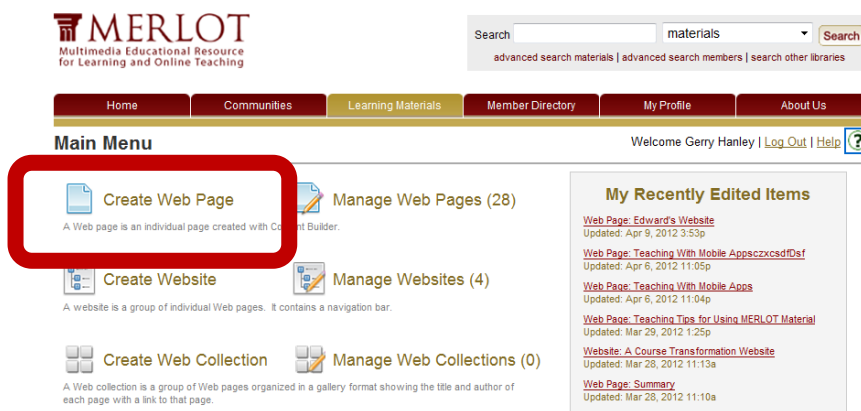


- Review strategies for using MERLOT's tools and services to support your Mobile Learning Initiative.
- Check out MERLOT's mobile apps for iPads, iPhones, Androids, Blackberrys

## Developing and Capturing Pedagogical Expertise for Mobile Learning

MERLOT, in close collaboration with the Tennessee Board of Regents eLearning Initiative, has developed a MERLOT Content Builder Website that can be used to:

1. **Guide faculty in their design** of a successful pedagogy and lesson plan for mobile learning by providing a structured set of questions and guidelines for them to consider during their instructional design process.
  - a. Go to Teaching with Mobile Apps website  
<http://contentbuilder.merlot.org/toolkit/html/snapshot.php?id=86523892904188>) and follow the guidelines, recommendations, and explore resources.
2. **Create a webpage** that captures your instructional design for successfully implementing mobile learning that you can publish within MERLOT.
  - a. When you are logged into MERLOT, go to “Access Content Builder” on home page
  - b. Click on “Create Web Page”



- c. Choose the “Teaching with Mobile Apps” template

### Create New Web Page

[Main Menu](#) > [Select a Web Page Template](#)

To create a new Web page, click a Web page template title from the list below on the left. To use that template, click the Select Template button.



- d. Use the user-friendly MERLOT Content Builder tools to replace the text, images, and video in the template with your own content.
  - i. Add the content to the website by following the guidelines provided within the template.

<p><b>Why use this mobile app?</b></p> <p>Please use this section to briefly describe what motivated you to use this mobile app in your teaching and your students' learning. For example, you may want to discuss a particular learning problem that your students face, or difficulty in teaching a particular concept that is hard for students to visualize.</p> <p><b>Why "being mobile" leads to better learning?</b></p> <p>Describe why the mobile features of this online resource are important for students learning. Is it very important to bring the learning resource out of the classroom into the students' environment where students can align their learning with the environment in which they are living? Is the flexibility of using the resource at the students' convenience key? Are the different ways students can use the touch screen and interact with the learning resource more engaging for students learning?</p> <p>Be sure this section reflects your experiences and your voice. This is a first person story.</p>		<p><b>Student Reactions to Learning with Mobile Apps</b></p> <p>Describe what your students say or how they responded to using the mobile app. Their reactions can include responses to the subject matter as well as the mobility of the learning. Feel free to include student quotes. The key is to try and capture the students' voices.</p> <p>You can have your students write comments about their learning with the mobile app in MERLOT. Students need to become members of MERLOT (it's free and easy) and then they can add their own reflections. You can add the link to the students' comments about the mobile app here. Just click on the "Edit Files/Links" button below.</p> <p><a href="#">Edit Files/Links</a></p>
<p><b>Learning Outcomes and Activities</b></p> <p>Describe how you use the resource with your students. If it is a part of a larger assignment, describe the assignment and other resources that are necessary. It is important to explain how the learning app aligns with the curriculum goals of your</p>	<p><b>Impact of Use on Teaching and Learning</b></p>	

- e. When you're ready, publish your webpage (click on "Make Public" link) and then contribute to MERLOT.
- f. You can also download the webpage so you can store it at a location of our choice.




Multimedia Educational Resource  
for Learning and Online Teaching

Search  materials [Search](#)

[advanced search materials](#) | [advanced search members](#) | [search other libraries](#)

Home
Communities
Learning Materials
Member Directory
My Profile
About Us

**My Web Page** Welcome Gerry Hanley | [Log Out](#) | [Help](#) 

[Main Menu](#) > [Web Pages](#) > [Teaching With Mobile Apps](#)

## Teaching With Mobile Apps

Created: Apr 6, 2012 11:04p  
Updated: Apr 6, 2012 11:04p

Preview
Edit

This Web page is not part of any websites or Web collections.

License code: 

Needs full license still. Choose Edit Web Page License to create one.

[Make Web Page Public](#)  
[Contribute Web Page to MERLOT](#)  
[Download Web Page](#)

[Rename Web Page](#)  
[Give Copy of Web Page](#)  
[Edit Web Page Keywords](#)  
[Delete Web Page](#)

Content Builder 2.0
home | communities | learning materials | member directory | my profile | about us
Copyright 1997-2012 MERLOT.

3. Share your webpage as a “template” with your colleagues so they can reuse your designs and content as they create their webpage. Simply click on the “Give Copy of Web Page”.

The screenshot shows the MERLOT website interface. At the top, there is a search bar with the text 'materials' and a 'Search' button. Below the search bar is a navigation bar with tabs: Home, Communities, Learning Materials, Member Directory, My Profile, and About Us. The 'Learning Materials' tab is selected. Below the navigation bar, the page title is 'My Web Page' and the user is logged in as 'Gerry Hanley'. The breadcrumb trail is 'Main Menu > Web Pages > Teaching With Mobile Apps'. The main content area is titled 'Teaching With Mobile Apps' and shows the creation and update dates as 'Apr 6, 2012 11:04p'. There are 'Preview' and 'Edit' buttons. To the right, an 'Actions' menu is displayed with options: 'Make Web Page Public', 'Contribute Web Page to MERLOT', 'Download Web Page', 'Create Copy of Web Page', 'Give Copy of Web Page' (highlighted with a red box), 'Edit Web Page Keywords', and 'Delete Web Page'. Below the actions menu, there is a license code section with a Creative Commons BY license icon and a note: 'Needs full license still. Choose Edit Web Page License to create one.' The footer contains the 'Content Builder 2.0' logo, navigation links, and the copyright notice 'Copyright 1997-2012 MERLOT.us'.

IN SUMMARY: MERLOT provides a variety of tools and services to support your mobile learning efforts and initiatives.

1. **Find** resources about mobile learning, mobile apps, and people with expertise in mobile learning with our search and browsing tools.
2. **Personalize** mobile learning resources with our personal collections
3. **Contribute** your expertise on mobile learning by cataloging mobile apps in MERLOT and creating webpages on how to use mobile apps in teaching and learning with MERLOT Content Builder.